


Need Project Report Trustees

February 2017



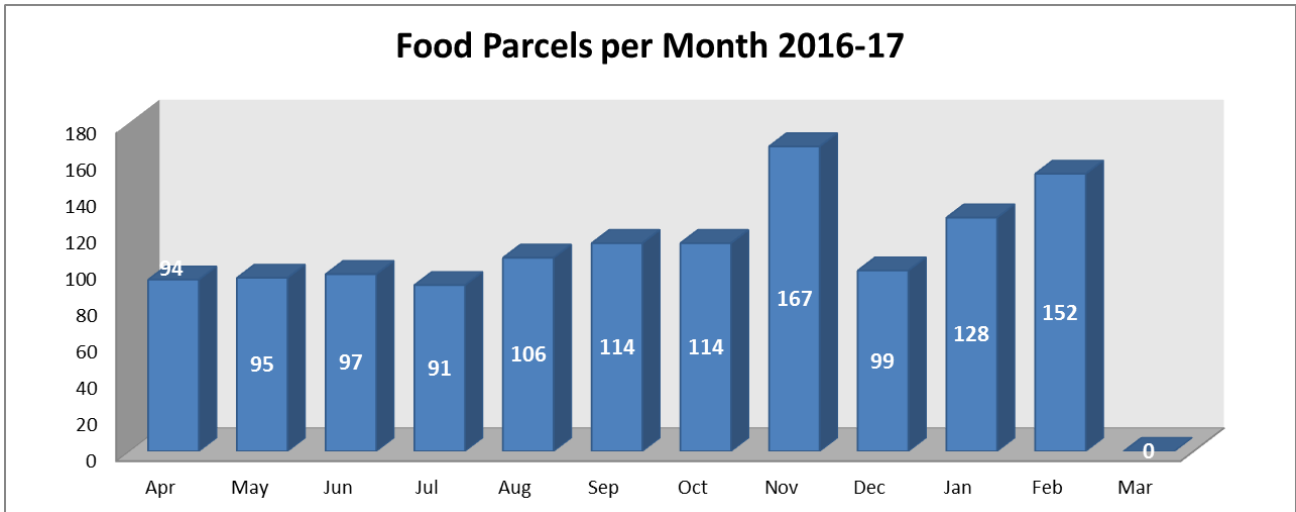
"I was hungry and you gave me something to eat"

[Matthew 25:35]

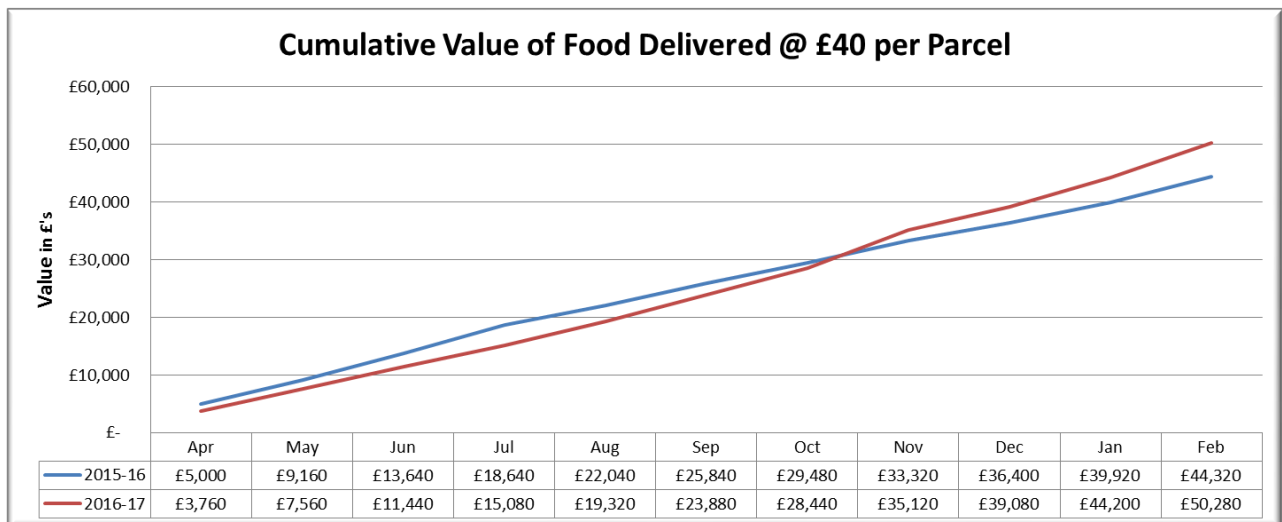
Serving Jesus in His most distressing disguise

***February 2017 Details Report
To Trustees and Hubs***

Statistics



In addition to the parcels in December, there were 441 other Christmas food parcels.



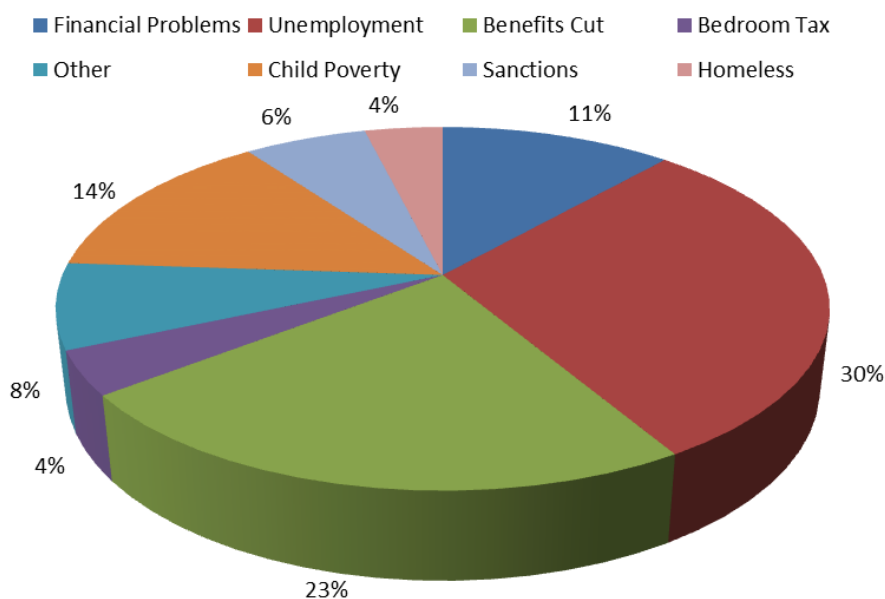
The December value does not include £20,850 for Christmas parcels.

Adults & Children Served

Children	Age 0-4	Age 5-10	Age 11-17	Adults
Totals (yr)	823	617	438	1794

Plus 656 adults and 663 children in December's Christmas parcels.

Agency Stated Reasons for Referral



Served By Each Distribution Hub

	Apr	May	Jun	Jul	Aug	Sep	Oct	Nov	Dec	Jan	Feb	Mar	TOTALS
Flitwick	4	7	8	3	4	2	5	10	4	7	12	0	66
Maulden	1	0	4	1	3	0	1	3	1	1	2	0	17
Wilstead	0	0	0	0	1	1	0	1	0	0	0	0	3
Barton	0	0	1	0	1	0	0	0	0	0	0	0	2
Houghton Conquest	1	0	0	0	0	1	0	3	0	0	0	0	5
Silsoe	0	0	0	0	0	0	0	0	0	0	2	0	2
Westoning	0	0	0	0	0	0	1	0	0	0	0	0	1
Clophill	0	0	0	0	1	0	0	0	0	0	0	0	1
Amphill	4	3	1	2	1	0	1	6	6	1	2	0	27
Harlington	0	0	0	0	0	1	0	0	0	0	4	0	5
Haynes	0	0	0	0	0	0	0	0	0	0	0	0	0
Pulloxhill	0	0	0	0	0	0	0	0	0	0	0	0	0
Ridgemont	0	0	0	0	0	0	0	0	0	0	0	0	0
Toddington	0	1	1	1	1	1	1	2	0	0	0	0	8
Woburn	0	0	0	1	0	0	1	0	0	1	0	0	3
FLITWICK HUB	<i>Average per month for Flitwick Hub</i>												13

	Apr	May	Jun	Jul	Aug	Sep	Oct	Nov	Dec	Jan	Feb	Mar	TOTALS
Stotfold	16	13	17	11	14	23	20	28	12	26	23	0	203
Arlesey	10	12	9	7	9	9	9	11	4	13	13	0	106
Bedford	0	0	0	0	0	0	0	0	0	1	0	0	1
Fairfield Park	0	0	0	0	0	0	0	0	0	0	0	0	0
Hitchin	3	0	0	0	0	0	1	3	0	0	1	0	8
Ickleford	0	0	0	0	0	0	0	0	0	0	0	0	0
Kimpton	0	0	0	0	0	0	0	0	0	0	0	0	0
Royston	0	0	0	0	0	0	0	0	0	0	0	0	0
Sharnbrook	0	0	0	0	0	0	0	0	0	0	0	0	0
Tadlow	0	0	0	0	0	0	0	0	0	0	0	0	0
Letchworth	0	1	0	0	0	1	1	5	7	4	5	0	24
Kempston	0	0	0	0	0	0	0	0	0	0	0	0	0
STOTFOLD HUB	<i>Average per month for StotfoldHub</i>												31

Out of area covers Central Beds where we don't have hubs/volunteers. Most of the food parcels are collected by the referring agencies, social workers etc.

	Apr	May	Jun	Jul	Aug	Sep	Oct	Nov	Dec	Jan	Feb	Mar	TOTALS
Out of Area	9	11	17	23	31	27	19	24	25	14	19	0	219
<i>Out of area average per month</i>												20	

Includes Dunstable, Stevenage, Baldock, Leighton Buzzard and others.

	Apr	May	Jun	Jul	Aug	Sep	Oct	Nov	Dec	Jan	Feb	Mar	TOTALS
Marston Moretaine	3	3	2	1	5	1	3	2	4	3	4	0	31
Lidlington	0	0	0	0	1	1	0	0	1	4	1	0	8
Cranfield	3	3	1	0	0	0	0	1	0	2	1	0	11
Stewartby	0	0	0	0	0	0	0	0	0	0	0	0	0
Wootton	0	0	0	0	0	0	0	0	0	0	0	0	0
MARSTON HUB	<i>Average per month for Marston Hub</i>												5
	Apr	May	Jun	Jul	Aug	Sep	Oct	Nov	Dec	Jan	Feb	Mar	TOTALS
Sandy	15	13	12	11	14	13	23	16	10	10	15	0	152
Potton	4	3	3	3	1	0	3	9	3	12	10	0	51
Beeston	0	0	0	0	0	0	0	0	0	0	2	0	2
Blunham	0	1	0	0	0	0	0	0	0	0	0	0	1
Everton	0	0	0	0	0	0	0	0	0	0	0	0	0
Gamlingay	0	0	0	0	0	0	0	0	0	0	0	0	0
Moggerhanger	0	1	3	1	0	0	1	2	1	1	0	0	10
Sutton	0	0	0	0	0	0	0	0	0	0	0	0	0
Tempsford	0	0	0	0	0	0	0	0	0	0	1	0	1
Wrestlingworth	0	0	0	0	0	0	0	0	0	0	0	0	0
SANDY HUB	<i>Average per month for Sandy Hub</i>												20
	Apr	May	Jun	Jul	Aug	Sep	Oct	Nov	Dec	Jan	Feb	Mar	TOTALS
Shefford	6	6	3	5	3	13	8	15	10	15	16	0	100
Langford	0	1	0	0	0	1	0	0	1	0	2	0	5
Campton	0	0	0	0	0	0	0	0	1	1	0	0	2
Chicksands	0	0	0	0	0	0	0	0	0	0	0	0	0
Clifton	1	0	1	4	2	2	0	1	0	3	4	0	18
Gravenhurst	0	0	0	0	0	0	0	0	0	0	0	0	0
Henlow	0	2	2	1	0	0	1	1	0	1	1	0	9
Lower Stondon	1	0	0	1	2	1	1	1	0	0	1	0	8
Meppershall	0	0	0	2	0	0	0	0	0	0	0	0	2
Southill	0	0	0	0	0	0	0	0	0	0	0	0	0
Shillington	0	0	1	0	0	1	3	3	0	0	1	0	9
SHEFFORD HUB	<i>Average per month for Shefford Hub</i>												14
	Apr	May	Jun	Jul	Aug	Sep	Oct	Nov	Dec	Jan	Feb	Mar	TOTALS
Biggleswade	11	14	11	8	12	14	11	20	9	7	10	0	127
Dunton	0	0	0	0	0	0	0	0	0	0	0	0	0
Upper Caldecote	2	0	0	0	0	0	0	0	0	0	0	0	2
Northill	0	0	0	0	0	1	0	0	0	1	0	0	2
Biggleswade Hub	<i>Average per month for Biggleswade Hub</i>												12

In addition there were over 401 hampers made up for Christmas.

Christmas Statistics	2016	2015	Increase
Total Families	401	320	25%
Total Adults	616	482	28%
Total Children	663	485	37%
Est. Parcel Value	£ 50.00	£ 50.00	
Cost	£ 20,050.00	£ 16,000.00	25%

Furniture, Furnishings and White Goods

Items	Totals
White Goods	34
Beds, single, double, bunk	71
Bedroom Furniture, Furnishings	42
Lounge Furniture, Furnishings	70
Misc &, Baby Equipment	36
Bedding	97
Estimated Value	£12,930.00