

# Need Project Report

## December 2015



***"I was hungry and you gave me something to eat"***

***[Matthew 25:35]***

***Serving Jesus in His most distressing disguise***



## **Christmas 2015 Report**

## Christmas- Food Parcels, Parties and Presents

Christmas began with a party for children at Sandy Baptist Church. Around fifty children came to the party and each received a present from Santa. Thanks to generous donations and fund raising, good quality presents were given to the children, estimated at around £750 total value.

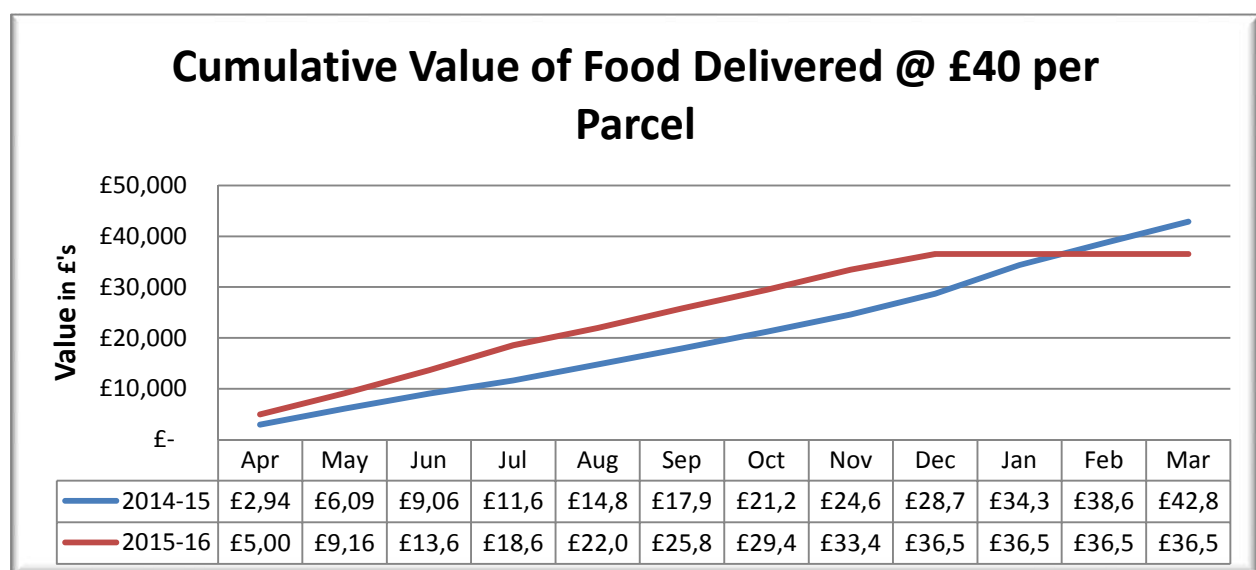
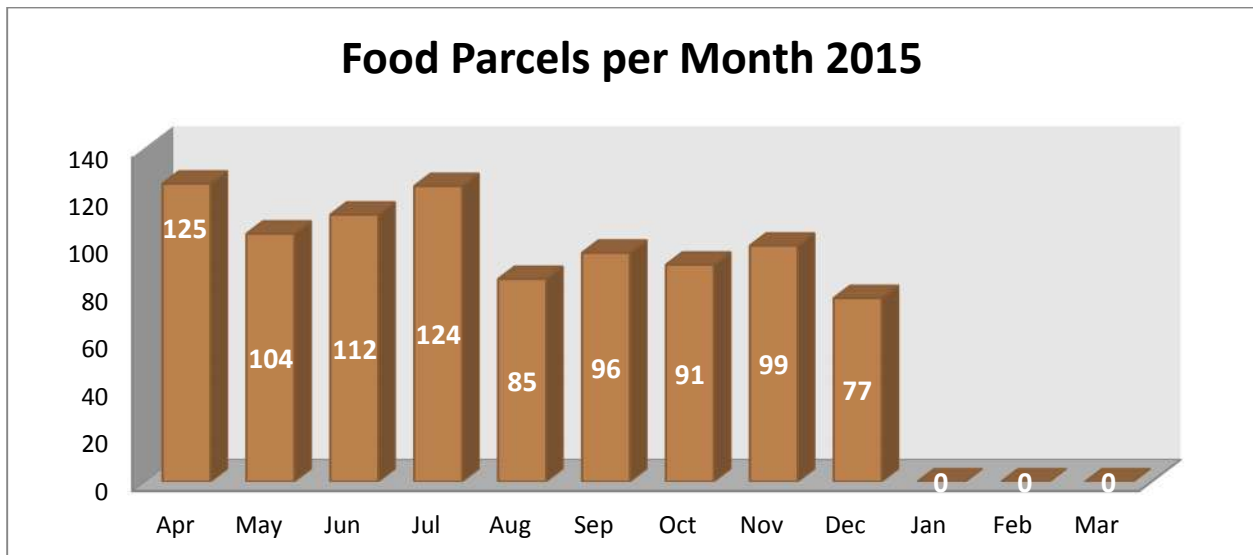
Christmas food parcels included extra treats such as mince pies, selection boxes, biscuits and a few with presents for children. These parcels were additional to our regular referred need clients and the referral process for a Christmas parcel was opened up to include families that would simply benefit from a parcel.

Parcels were delivered right across Central Bedfordshire and into Hertfordshire by our volunteers and by people in the care sector and health services. A big thank you to all involved.

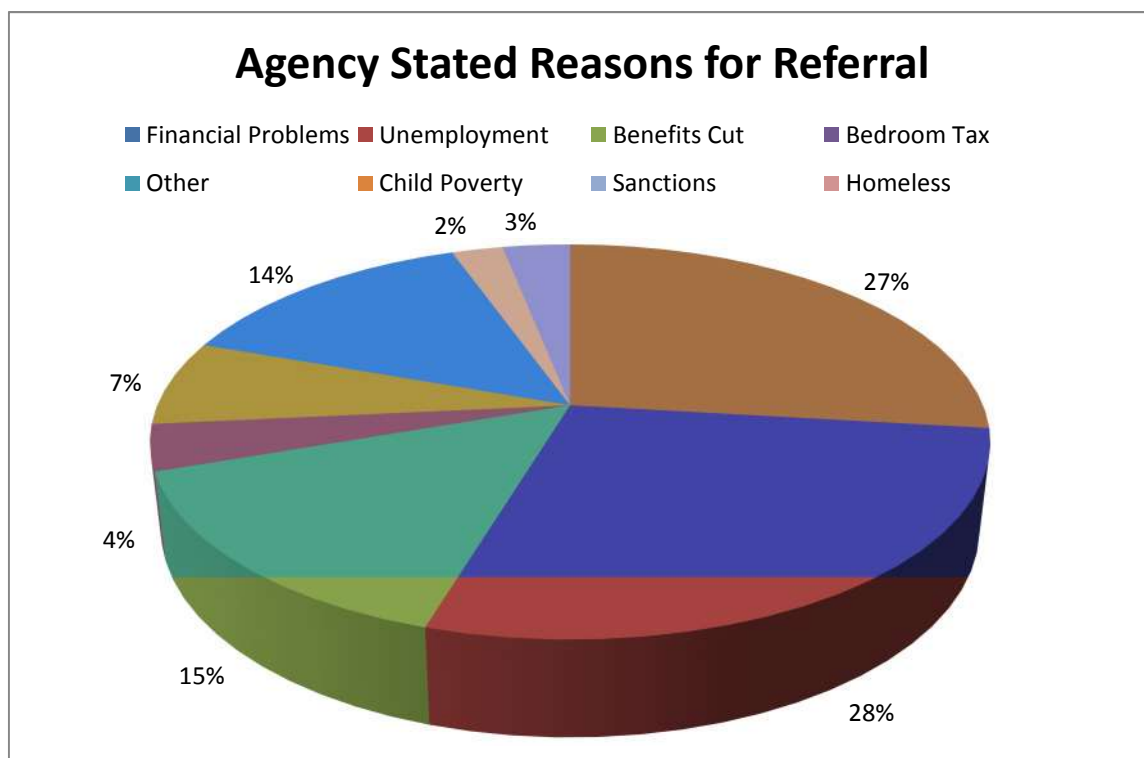
Total Christmas Food parcels	320	Estimated Value	£ 16,000.00
Number of adults	482	Number of children	485

Over 1300 mince pies, 300 bags of sugar, 300 selection boxes, 1,000 tins of vegetables. Approx 8.000 kilos of food! In some parcels, where we were aware that children would not get any present, we included presents. *Total value of Christmas presents was around £1,200.*

### Statistics (Additional to Christmas Parcels)



## Agency Stated Reasons for Referral



Over half are attributed to unemployment and financial problems. Financial problems, in some cases, has been used as a generalised need category, but are linked to other factors such as low income or others.

## Communities Served By Each Distribution Hub

	Apr	May	Jun	Jul	Aug	Sep	Oct	Nov	Dec	Jan	Feb	Mar	TOTALS
Stotfold	18	24	35	36	28	21	16	18	5	0	0	0	201
Arlesey	15	14	12	14	8	8	9	8	6	0	0	0	94
Bedford	1	0	0	0	0	0	0	2	1	0	0	0	4
Beeston	0	0	0	0	0	0	1	4	1	0	0	0	6
Fairfield Park	0	0	0	0	0	0	0	0	0	0	0	0	0
Hitchin	0	0	0	0	0	0	0	0	0	0	0	0	0
Ickleford	0	0	0	0	0	0	0	0	0	0	0	0	0
Kimpton	0	0	0	0	0	0	0	0	0	0	0	0	0
Royston	0	0	0	0	0	0	0	0	0	0	0	0	0
Sharnbrook	0	0	0	0	0	0	0	0	0	0	0	0	0
Southall	0	0	0	0	0	0	0	0	0	0	0	0	0
Tadlow	0	0	0	0	0	0	0	0	0	0	0	0	0
Kempston	0	0	0	0	0	0	0	0	0	0	0	0	0
<b>STOTFOLD HUB</b>	<i>Average per month for StotfoldHub</i>												<b>33.89</b>

Sandy	11	10	11	20	9	15	18	20	8	0	0	0	122
Biggleswade	15	15	10	13	9	15	12	7	9	0	0	0	105
Potton	3	3	2	4	3	1	2	0	0	0	0	0	18
Northill	0	0	0	1	0	0	0	0	0	0	0	0	1
Blunham	0	0	0	0	0	0	0	0	0	0	0	0	0
Dunton	0	1	1	0	1	0	0	1	0	0	0	0	4
Everton	0	0	0	0	1	0	0	1	0	0	0	0	2
Gamlingay	0	0	0	0	0	0	0	2	0	0	0	0	2
Moggerhanger	1	1	1	0	0	0	2	0	1	0	0	0	6
Sutton	0	0	0	0	0	0	0	0	0	0	0	0	0
Tempsford	1	0	4	1	0	0	0	0	0	0	0	0	6
Upper Caldecote	0	0	0	0	0	0	1	0	0	0	0	0	1
Wrestlingworth	1	0	0	0	0	0	0	0	0	0	0	0	1
<b>SANDY HUB</b>	<i>Average per month for Sandy Hub</i>												<b>29.78</b>

	Apr	May	Jun	Jul	Aug	Sep	Oct	Nov	Dec	Jan	Feb	Mar	TOTALS
<b>Out of Area</b>	5	4	10	5	5	5	3	9	14	0	0	0	60

*Includes Dunstable, Stevenage, Baldock, Leighton Buzzard and others.*

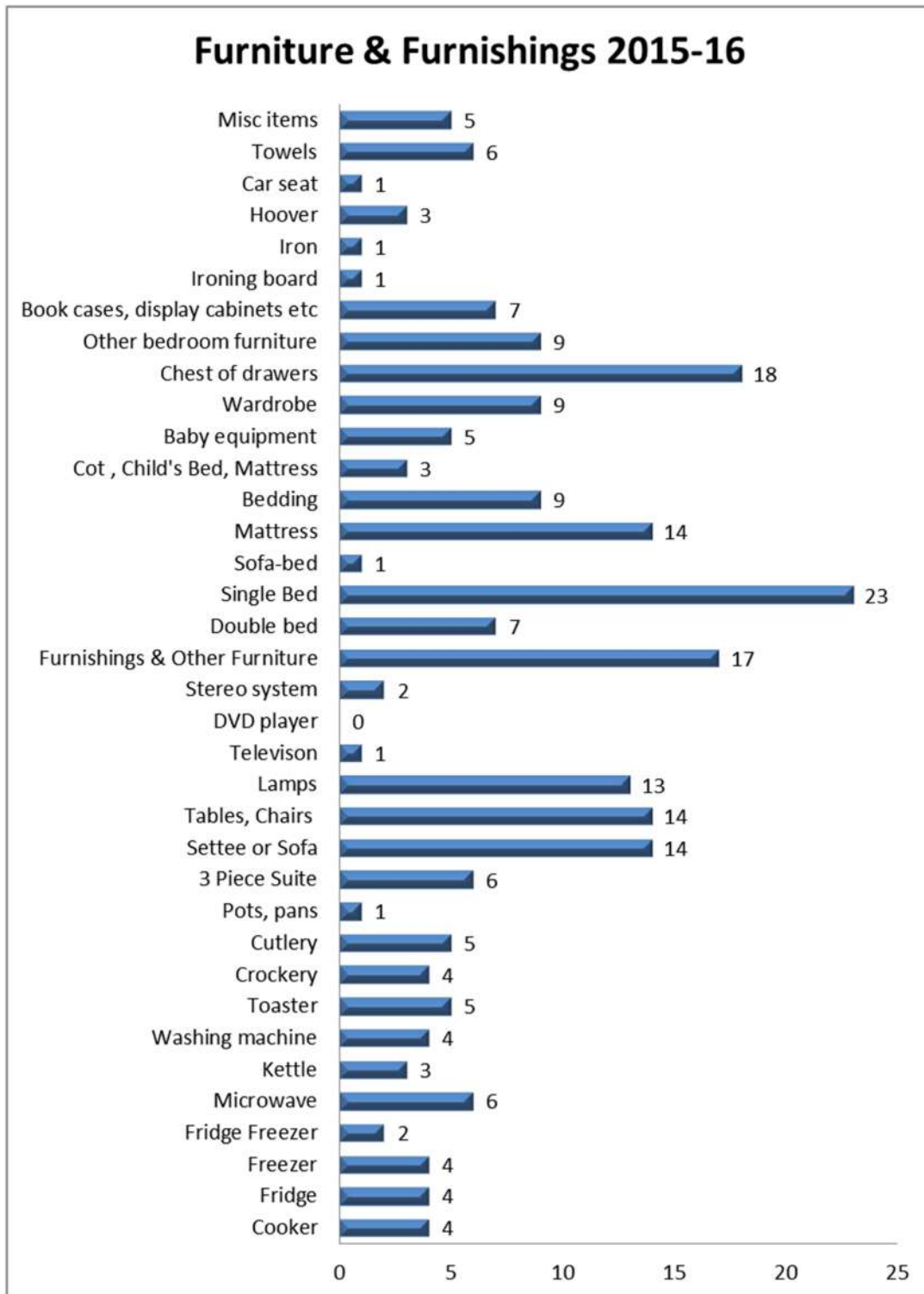
	Apr	May	Jun	Jul	Aug	Sep	Oct	Nov	Dec	Jan	Feb	Mar	TOTALS
Flitwick	8	7	8	6	3	6	9	2	5	0	0	0	54
Maulden	2	1	0	0	0	2	4	2	2	0	0	0	13
Wilstead	0	0	0	0	0	0	0	2	0	0	0	0	2
Barton	1	0	0	0	0	0	0	2	1	0	0	0	4
Houghton Conquest	0	1	1	0	1	0	0	0	1	0	0	0	4
Silsoe	1	0	0	0	0	0	0	0	1	0	0	0	2
Westoning	0	1	0	0	0	0	0	0	0	0	0	0	1
Clophill	0	1	0	1	0	1	0	2	0	0	0	0	5
Amphill	0	0	0	0	0	0	0	0	0	0	0	0	0
Harlington	1	0	1	1	0	0	0	0	0	0	0	0	3
Haynes	1	0	1	1	0	0	0	0	0	0	0	0	3
Pulloxhill	0	0	0	0	0	0	0	0	0	0	0	0	0
Ridgemont	0	0	0	0	0	0	0	0	0	0	0	0	0
Toddington	0	0	0	0	0	0	1	0	0	0	0	0	1
Woburn	0	0	0	0	0	0	0	0	0	0	0	0	0
<b>FLITWICK HUB</b>	<i>Average per month for Flitwick Hub</i>												<b>10.22</b>

	Apr	May	Jun	Jul	Aug	Sep	Oct	Nov	Dec	Jan	Feb	Mar	TOTALS
Shefford	21	12	11	14	10	10	8	11	13	0	0	0	110
Langford	2	0	0	3	2	0	0	0	0	0	0	0	7
Campton	0	0	0	0	0	0	0	0	0	0	0	0	0
Chicksands	0	0	0	0	0	0	0	0	0	0	0	0	0
Clifton	0	1	0	1	0	1	0	2	0	0	0	0	5
Gravenhurst	0	0	0	0	0	0	0	0	0	0	0	0	0
Henlow	1	0	1	1	0	0	0	0	0	0	0	0	3
Lower Stondon	0	0	0	0	0	0	0	0	0	0	0	0	0
Meppershall	0	0	0	0	0	1	0	1	0	0	0	0	2
Shillington	0	0	0	0	0	0	0	2	0	0	0	0	2
<b>SHEFFORD HUB</b>	<i>Average per month for Sandy Hub</i>												<b>14.33</b>

	Apr	May	Jun	Jul	Aug	Sep	Oct	Nov	Dec	Jan	Feb	Mar	TOTALS
Marston Moretaine	1	3	2	3	1	3	2	4	2	0	0	0	21
Lidlington	7	0	1	0	0	4	1	0	1	0	0	0	14
Cranfield	0	0	1	0	2	2	0	2	2	0	0	0	9
Stewartby	0	0	0	0	0	0	0	0	0	0	0	0	0
Wootton	0	0	0	1	1	0	1	0	0	0	0	0	3
<b>MARSTON HUB</b>	<i>Average per month for Marston Hub</i>												<b>5.22</b>



## **Furniture**



During December there were a few requests for furniture or white goods that could not be met because we didn't have items available. One cooker was purchased second hand (from someone else in need) due to the generosity of one of our churches where a special collection was made to pay for it. A single mother with four children received it and it was a blessing to see the look of surprise and excitement when it was delivered and connected.

## **Purpose**

This report has been compiled to provide our supporters and referral agencies an overview of the extent and growth rate of the project, and demonstrate the public benefits of this project

The information provided maintains our clients confidentially, but does reveal the shocking statistics on the levels of food poverty we with your support are seeking to address across our region.

## **Who we are**

The Need Project Central Bedfordshire exists to provide a Christian response for people in our communities who are facing various situations of need.

The project is overseen as a Charitable Incorporated Organisation and run by members of five “hubs”; Kings Baptist Church Stotfold, Flitwick Baptist Church, Sandy Baptist Church, Shefford Baptist Church and Vale Community Church (Baptist) in Marston Moretaine.

We respond to situations of need via confidential referrals processes from multiple agencies and care workers across central Bedfordshire.

All our delivery teams are DBS checked, approved by the leadership teams of the partner churches and have signed confidentiality agreements.

## **Our objectives**

To relieve persons in Central Bedfordshire and the surrounding area that are in poverty or financial hardship in such ways as the Trustees from time to time think fit, in particular, but not exclusively by:

1. Providing food parcels to support individuals and families who are experiencing food deprivation.
2. Providing other items to meet immediate and essential needs, as resources allow.
3. Developing other forms of support to meet immediate need and alleviate financial hardship.

## **Our values**

We are a Christian organisation motivated by Jesus’ teaching on poverty and injustice. We operate according to Christian principles of compassion, honesty, integrity, openness, kindness and care of all people, regardless of backgrounds or beliefs (or none). We are passionate about inclusion and being non-judgemental is central to what we do. We believe that everyone has the right to have food on their plate, dignity, skills, a chance to work and hope for the future.

## **How we operate**

The Need Project has a system of networks that have been developed as the project has grown. We rely on the network of donors who generously support the project with food and funds, and the network of care workers and agencies that connect us with hungry people who we take food too.

Please pass this report on to anyone who would be interested in the work of the Need Project.

You can contact The Need Project on:

Gordon Hamilton, Mob: 07952 765 302

e-mail: [admin@theneedproject.co.uk](mailto:admin@theneedproject.co.uk)

Website: [www. http://theneedproject.co.uk/](http://theneedproject.co.uk/)