


Need Project Report

December 2016



"I was hungry and you gave me something to eat"

[Matthew 25:35]

Serving Jesus in His most distressing disguise



December 2016 Report

Demand Has Increased

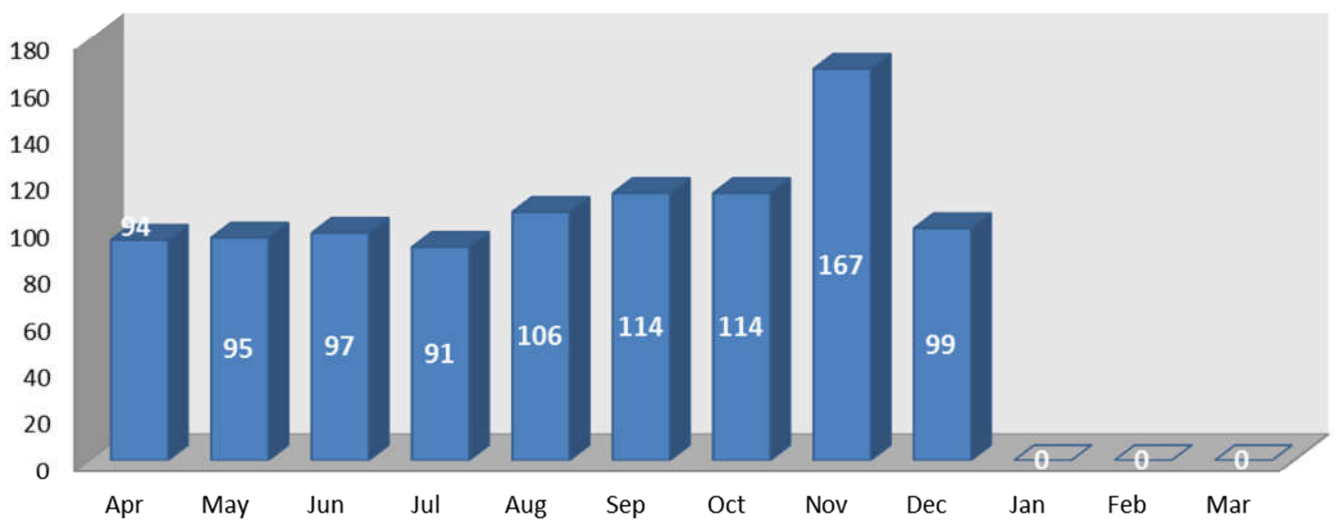
December has been a BIG month for us with referrals for food parcels and additional Christmas hampers. Full details of Christmas distribution follows these regular statistics.

Cost Has Increased Too

We are actively seeking funds through grants and donations – would you consider donating something on a regular basis? If you can and are willing, please let our Administrator (Dave) know and he will tell you how to do it e-mail: admin@theneedproject.co.uk. Lots of small monthly donations can become a big amount of funding every month. Annual or one-off donations are good too. Together we can make a difference.

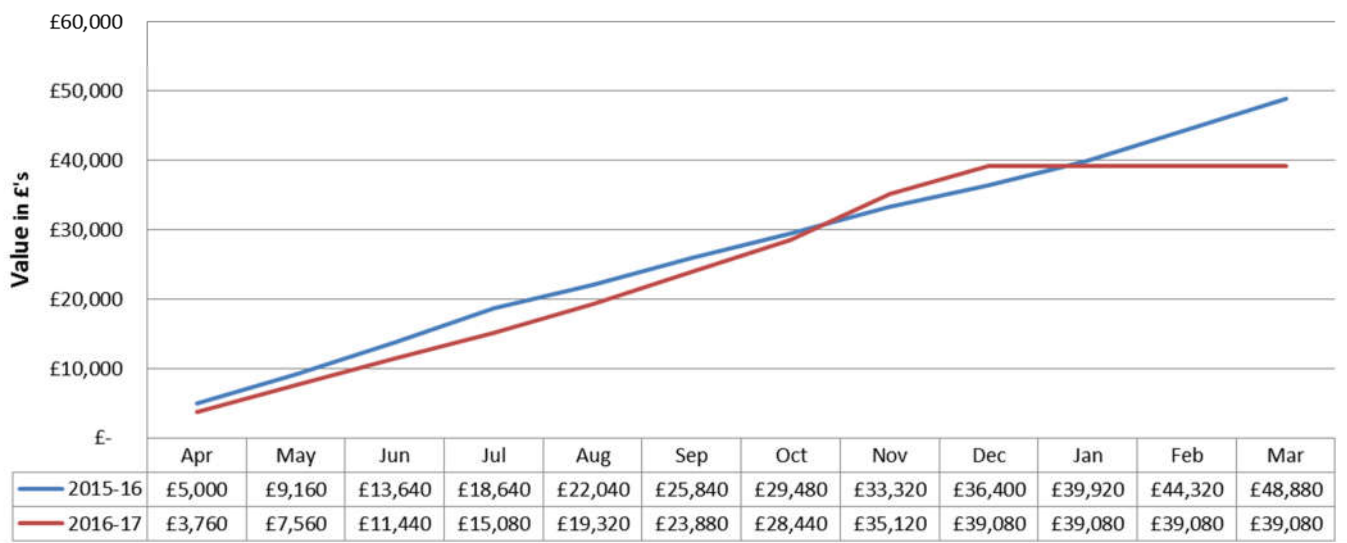
Statistics

Food Parcels per Month 2016-17



The December referrals are up to the 16th only. (November was similar to the same date.) All other referrals were counted as Christmas because they all received a Christmas size food parcel.

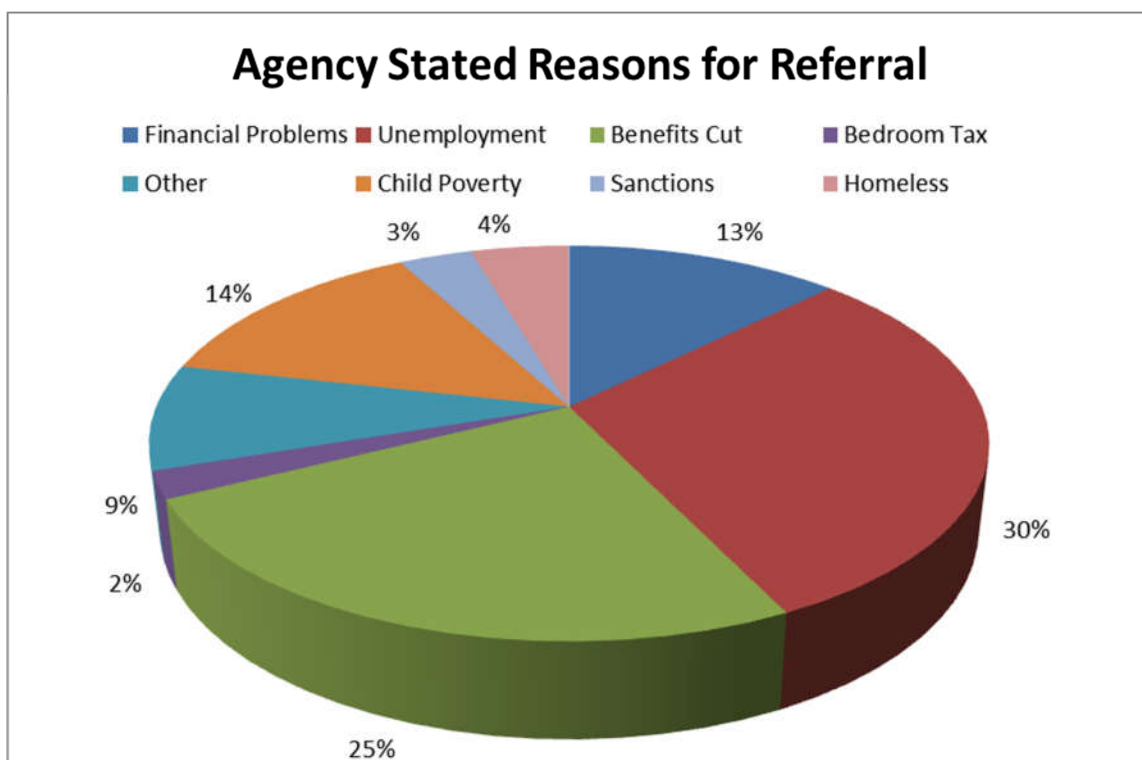
Cumulative Value of Food Delivered @ £40 per Parcel



Adults & Children Served

| | Apr | May | Jun | Jul | Aug | Sep | Oct | Nov | Dec |
|-----------|-----|-----|-----|-----|-----|-----|-----|-----|-----|
| Adults | 135 | 131 | 149 | 125 | 155 | 160 | 159 | 242 | 134 |
| Children | 134 | 157 | 149 | 117 | 147 | 178 | 147 | 259 | 164 |
| Age 0-4 | 56 | 75 | 75 | 49 | 67 | 67 | 60 | 116 | 60 |
| Age 5-10 | 42 | 48 | 42 | 38 | 46 | 65 | 34 | 81 | 60 |
| Age 11-17 | 36 | 34 | 33 | 30 | 37 | 44 | 54 | 62 | 44 |

The December referrals are up to the 16th only. See Christmas report too.



Over half of referrals are due to unemployment or changes to benefits.

Communities Served By Each Distribution Hub

| | Apr | May | Jun | Jul | Aug | Sep | Oct | Nov | Dec | Jan | Feb | Mar | TOTALS |
|---------------------|--|-----|-----|-----|-----|-----|-----|-----|-----|-----|-----|-----|--------------|
| Stotfold | 16 | 13 | 17 | 12 | 14 | 23 | 20 | 28 | 12 | 0 | 0 | 0 | 155 |
| Arlesey | 10 | 12 | 9 | 7 | 9 | 9 | 9 | 11 | 4 | 0 | 0 | 0 | 80 |
| Bedford | 0 | 0 | 1 | 0 | 1 | 0 | 0 | 0 | 0 | 0 | 0 | 0 | 2 |
| Beeston | 0 | 0 | 0 | 0 | 0 | 0 | 0 | 0 | 0 | 0 | 0 | 0 | 0 |
| Fairfield Park | 0 | 0 | 0 | 0 | 0 | 0 | 0 | 0 | 0 | 0 | 0 | 0 | 0 |
| Hitchin | 3 | 0 | 0 | 0 | 0 | 0 | 1 | 3 | 0 | 0 | 0 | 0 | 7 |
| Ickleford | 0 | 0 | 0 | 0 | 0 | 0 | 0 | 0 | 0 | 0 | 0 | 0 | 0 |
| Kimpton | 0 | 0 | 0 | 0 | 0 | 0 | 0 | 0 | 0 | 0 | 0 | 0 | 0 |
| Royston | 0 | 0 | 0 | 0 | 0 | 0 | 0 | 0 | 0 | 0 | 0 | 0 | 0 |
| Sharnbrook | 0 | 0 | 0 | 0 | 0 | 0 | 0 | 0 | 0 | 0 | 0 | 0 | 0 |
| Tadlow | 0 | 0 | 0 | 0 | 0 | 0 | 0 | 0 | 0 | 0 | 0 | 0 | 0 |
| Letchworth | 0 | 1 | 0 | 0 | 0 | 1 | 1 | 5 | 7 | 0 | 0 | 0 | 15 |
| Kempston | 0 | 0 | 0 | 0 | 0 | 0 | 0 | 0 | 0 | 0 | 0 | 0 | 0 |
| STOTFOLD HUB | <i>Average per month for StotfoldHub</i> | | | | | | | | | | | | 28.78 |

| | Apr | May | Jun | Jul | Aug | Sep | Oct | Nov | Dec | Jan | Feb | Mar | TOTALS |
|------------------|--|-----|-----|-----|-----|-----|-----|-----|-----|-----|-----|-----|--------------|
| Sandy | 15 | 13 | 12 | 12 | 14 | 13 | 23 | 16 | 10 | 0 | 0 | 0 | 128 |
| Potton | 4 | 3 | 3 | 3 | 1 | 0 | 3 | 9 | 3 | 0 | 0 | 0 | 29 |
| Blunham | 0 | 1 | 0 | 0 | 0 | 0 | 0 | 0 | 0 | 0 | 0 | 0 | 1 |
| Everton | 0 | 0 | 0 | 0 | 0 | 0 | 0 | 0 | 0 | 0 | 0 | 0 | 0 |
| Gamlingay | 0 | 0 | 0 | 0 | 0 | 0 | 0 | 0 | 0 | 0 | 0 | 0 | 0 |
| Moggerhanger | 0 | 1 | 3 | 1 | 0 | 0 | 1 | 2 | 1 | 0 | 0 | 0 | 9 |
| Sutton | 0 | 0 | 0 | 0 | 0 | 0 | 0 | 0 | 0 | 0 | 0 | 0 | 0 |
| Tempsford | 0 | 0 | 0 | 0 | 0 | 0 | 0 | 0 | 0 | 0 | 0 | 0 | 0 |
| Wrestlingworth | 0 | 0 | 0 | 0 | 0 | 0 | 0 | 0 | 0 | 0 | 0 | 0 | 0 |
| SANDY HUB | <i>Average per month for Sandy Hub</i> | | | | | | | | | | | | 18.56 |

| | Apr | May | Jun | Jul | Aug | Sep | Oct | Nov | Dec | Jan | Feb | Mar | TOTALS |
|---------------------|---|-----|-----|-----|-----|-----|-----|-----|-----|-----|-----|-----|--------------|
| Flitwick | 4 | 7 | 8 | 3 | 4 | 2 | 5 | 10 | 4 | 0 | 0 | 0 | 47 |
| Maulden | 1 | 0 | 4 | 1 | 3 | 0 | 1 | 3 | 1 | 0 | 0 | 0 | 14 |
| Wilstead | 0 | 0 | 1 | 0 | 0 | 1 | 3 | 3 | 0 | 0 | 0 | 0 | 8 |
| Barton | 0 | 0 | 1 | 0 | 1 | 0 | 0 | 0 | 0 | 0 | 0 | 0 | 2 |
| Houghton Conquest | 1 | 0 | 0 | 0 | 0 | 1 | 0 | 3 | 0 | 0 | 0 | 0 | 5 |
| Silsoe | 0 | 0 | 0 | 0 | 0 | 0 | 0 | 0 | 0 | 0 | 0 | 0 | 0 |
| Westoning | 0 | 0 | 0 | 0 | 0 | 0 | 1 | 0 | 0 | 0 | 0 | 0 | 1 |
| Clophill | 1 | 0 | 1 | 4 | 2 | 2 | 0 | 1 | 0 | 0 | 0 | 0 | 11 |
| Amphill | 0 | 0 | 0 | 0 | 0 | 0 | 0 | 0 | 0 | 0 | 0 | 0 | 0 |
| Harlington | 0 | 2 | 2 | 1 | 0 | 0 | 1 | 1 | 0 | 0 | 0 | 0 | 7 |
| Haynes | 0 | 2 | 2 | 1 | 0 | 0 | 1 | 1 | 0 | 0 | 0 | 0 | 7 |
| Pulloxhill | 0 | 0 | 0 | 0 | 0 | 0 | 0 | 0 | 0 | 0 | 0 | 0 | 0 |
| Ridgemont | 0 | 0 | 0 | 0 | 0 | 0 | 0 | 0 | 0 | 0 | 0 | 0 | 0 |
| Toddington | 2 | 0 | 0 | 0 | 0 | 0 | 0 | 0 | 0 | 0 | 0 | 0 | 2 |
| Woburn | 0 | 0 | 0 | 1 | 0 | 0 | 1 | 0 | 0 | 0 | 0 | 0 | 2 |
| FLITWICK HUB | <i>Average per month for Flitwick Hub</i> | | | | | | | | | | | | 11.78 |

| | Apr | May | Jun | Jul | Aug | Sep | Oct | Nov | Dec | Jan | Feb | Mar | TOTALS |
|---------------------|---|-----|-----|-----|-----|-----|-----|-----|-----|-----|-----|-----|--------------|
| Shefford | 6 | 6 | 3 | 5 | 3 | 13 | 8 | 15 | 10 | 0 | 0 | 0 | 69 |
| Langford | 0 | 1 | 0 | 0 | 0 | 1 | 0 | 0 | 1 | 0 | 0 | 0 | 3 |
| Campton | 0 | 0 | 0 | 0 | 0 | 0 | 0 | 0 | 1 | 0 | 0 | 0 | 1 |
| Chicksands | 0 | 0 | 0 | 0 | 0 | 0 | 0 | 0 | 0 | 0 | 0 | 0 | 0 |
| Clifton | 1 | 0 | 1 | 4 | 2 | 2 | 0 | 1 | 0 | 0 | 0 | 0 | 11 |
| Gravenhurst | 0 | 0 | 0 | 0 | 0 | 0 | 0 | 0 | 0 | 0 | 0 | 0 | 0 |
| Henlow | 0 | 2 | 2 | 1 | 0 | 0 | 1 | 1 | 0 | 0 | 0 | 0 | 7 |
| Lower Stondon | 1 | 0 | 0 | 1 | 2 | 1 | 1 | 1 | 0 | 0 | 0 | 0 | 7 |
| Meppershall | 0 | 0 | 0 | 2 | 0 | 0 | 0 | 0 | 0 | 0 | 0 | 0 | 2 |
| Southill | 0 | 0 | 0 | 0 | 0 | 0 | 0 | 0 | 0 | 0 | 0 | 0 | 0 |
| Shillington | 0 | 0 | 1 | 0 | 0 | 1 | 3 | 3 | 0 | 0 | 0 | 0 | 8 |
| SHEFFORD HUB | <i>Average per month for Shefford Hub</i> | | | | | | | | | | | | 12.00 |

| | Apr | May | Jun | Jul | Aug | Sep | Oct | Nov | Dec | Jan | Feb | Mar | TOTALS |
|--------------------|--|-----|-----|-----|-----|-----|-----|-----|-----|-----|-----|-----|-------------|
| Marston Moretaine | 3 | 3 | 2 | 1 | 5 | 1 | 3 | 2 | 4 | 0 | 0 | 0 | 24 |
| Lidlington | 0 | 0 | 0 | 0 | 1 | 1 | 0 | 0 | 1 | 0 | 0 | 0 | 3 |
| Cranfield | 3 | 3 | 1 | 0 | 0 | 0 | 0 | 1 | 0 | 0 | 0 | 0 | 8 |
| Stewartby | 0 | 0 | 0 | 0 | 0 | 0 | 0 | 0 | 0 | 0 | 0 | 0 | 0 |
| Wootton | 0 | 0 | 0 | 0 | 0 | 0 | 0 | 0 | 0 | 0 | 0 | 0 | 0 |
| MARSTON HUB | <i>Average per month for Marston Hub</i> | | | | | | | | | | | | 3.89 |

| | Apr | May | Jun | Jul | Aug | Sep | Oct | Nov | Dec | Jan | Feb | Mar | TOTALS |
|------------------------|--|-----|-----|-----|-----|-----|-----|-----|-----|-----|-----|-----|--------------|
| Biggleswade | 11 | 14 | 11 | 10 | 12 | 14 | 11 | 20 | 9 | 0 | 0 | 0 | 112 |
| Dunton | 0 | 0 | 0 | 0 | 0 | 0 | 0 | 0 | 0 | 0 | 0 | 0 | 0 |
| Upper Caldecote | 2 | 0 | 0 | 0 | 0 | 0 | 0 | 0 | 0 | 0 | 0 | 0 | 2 |
| Northill | 0 | 0 | 0 | 0 | 0 | 1 | 0 | 0 | 0 | 0 | 0 | 0 | 1 |
| Biggleswade Hub | <i>Average per month for Biggleswade Hub</i> | | | | | | | | | | | | 12.78 |

| | Apr | May | Jun | Jul | Aug | Sep | Oct | Nov | Dec | Jan | Feb | Mar | TOTALS |
|--------------------|-----|-----|-----|-----|-----|-----|-----|-----|-----|-----|-----|-----|--------|
| Out of Area | 9 | 11 | 17 | 23 | 31 | 27 | 19 | 24 | 25 | 0 | 0 | 0 | 186 |

Includes Dunstable, Stevenage, Baldock, Leighton Buzzard and others.

In addition there were over 401 hampers made up for Christmas, further details on the next page.

December & Christmas 2016

This year there was a 25% increase in Christmas referrals to The Need Project, making it a very busy month for all that were involved through making up food parcels, delivering them and behind the scenes administration of it all. Through our normal referral process there were **401** for Christmas parcels plus a further **99** in December prior to the Christmas distribution week. Making an overall total of **500** referrals.

| | 2016 | 2015 | Increase |
|---------------------------|-------------|-------------|----------|
| Total Families | 401 | 320 | 25% |
| Total Adults | 616 | 482 | 28% |
| Total Children | 663 | 485 | 37% |
| Est. Parcel Value | £ 50.00 | £ 50.00 | |
| Cost | £ 20,050.00 | £ 16,000.00 | 25% |
| Plus regular food parcels | £ 3,960.00 | | |

In addition to referrals, there was a Christmas party for children at the beginning of December and extra food parcels were made up for single people in sheltered accommodation plus food for a night shelter breakfast was provided.

As well as gifts for the children at the party, gifts were given to Yarlswood and to some families in particular need. Around 500 gifts in total.

The total calculated value of food, gifts and other benefits is shown below:

| | |
|--|------------|
| Direct spend to top up parcels | £ 985.00 |
| Christmas Gifts (500) (Including party) | £ 5,000.00 |
| Advent Calendars (80) | £ 80.00 |
| To sheltered accommodation for single people (40 small hampers) | £ 800.00 |
| Night Shelter breakfast | £ 50.00 |

The Total Cost

£ 30,925.00

Our hubs were emptied in December, but we have been blessed with donations to restock the shelves to see us into the new year. It has been estimated restocking is £4,000 in value.

Estimated value of furniture for this period is £350. These will be itemised in the January report.

Over 1500 people including adults and children were shown love and received a blessing at Christmas

Purpose

This report has been compiled to provide our supporters and referral agencies an overview of the extent and growth rate of the project, and demonstrate the public benefits of this project

The information provided maintains our clients confidentially, but does reveal the shocking statistics on the levels of food poverty we with your support are seeking to address across our region.

Who we are

The Need Project Central Bedfordshire exists to provide a Christian response for people in our communities who are facing various situations of need.

The project is overseen as a Charitable Incorporated Organisation and run by members of five “hubs”; Kings Baptist Church Stotfold, Flitwick Baptist Church, Sandy Baptist Church, Shefford Baptist Church and Vale Community Church (Baptist) in Marston Moretaine.

We respond to situations of need via confidential referrals processes from multiple agencies and care workers across central Bedfordshire.

All our delivery teams are DBS checked, approved by the leadership teams of the partner churches and have signed confidentiality agreements.

Our objectives

To relieve persons in Central Bedfordshire and the surrounding area that are in poverty or financial hardship in such ways as the Trustees from time to time think fit, in particular, but not exclusively by:

1. Providing food parcels to support individuals and families who are experiencing food deprivation.
2. Providing other items to meet immediate and essential needs, as resources allow.
3. Developing other forms of support to meet immediate need and alleviate financial hardship.

Our values

We are a Christian organisation motivated by Jesus’ teaching on poverty and injustice. We operate according to Christian principles of compassion, honesty, integrity, openness, kindness and care of all people, regardless of backgrounds or beliefs (or none). We are passionate about inclusion and being non-judgemental is central to what we do. We believe that everyone has the right to have food on their plate, dignity, skills, a chance to work and hope for the future.

How we operate

The Need Project has a system of networks that have been developed as the project has grown. We rely on the network of donors who generously support the project with food and funds, and the network of care workers and agencies that connect us with hungry people who we take food too.

Please pass this report on to anyone who would be interested in the work of the Need Project.

You can contact The Need Project on:

Gordon Hamilton, Mob: 07952 765 302

e-mail: admin@theneedproject.co.uk

Website: [www. http://theneedproject.co.uk/](http://theneedproject.co.uk/)